


TECHNICAL DATASHEET

SLT-230

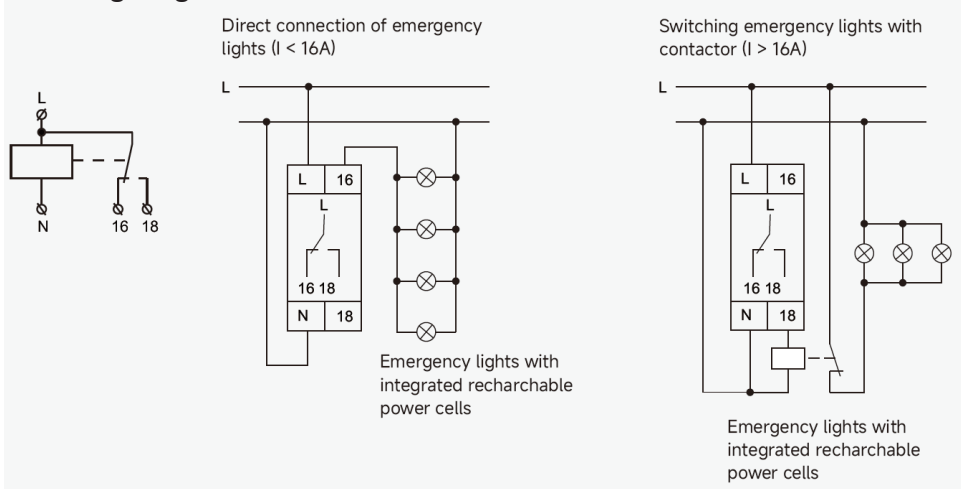


- Emergency Light Test Relay
- Integrated test key
- 1 Change Over Contact 16 Amp
- 18mm Width
- 230VAC
- LED Indication
- Adjustable time

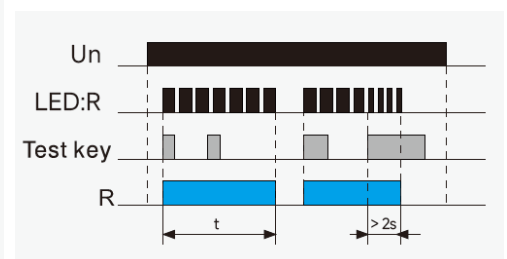


Part Number	SLT-230
Function	Emergency Light Test Relay
Voltage	230VAC (50/60Hz) +/-10%
Power	max 1.2VA/0.8W
Supply Indication	Green LED
Time Range	0.5 Min - 3 Hours
Output	1 C/O 16 Amp (250VAC/24VDC)
Output Indication	Red LED
Mechanical Life	1x10 ⁷
Electrical Life	1x10 ⁵
Operating Temperature	-20 to +55°C
Mounting	DIN Rail
Ingress Protection	IP20
Max Cable Size	1 x 2.5mm ² or 2 x 1.5mm ²
Tightening torque	0.8Nm
Dimensions & Weight	90 x 18 x 64mm / 70g
Standards	EN61812-1, IEC60669-2-3, IEC60947-5-1, CE & UKCA

Wiring Diagram



Function Diagram



Apply the supply voltage U_n to L-N & the Green LED will illuminate. Pressing the integrated test key forces the output relay R to the on position & the Red LED will illuminate. The Emergency lights are disconnected from the mains and the set time interval begins. The Red LED flashes. After the interval has expired the Red LED will not be illuminated and the relay will switch to the off position and the emergency lights are reconnected to the mains.